



TOTAL EXTENT : 7851 SQ.M
ROAD AREA : 2162 SQ.M
PARK AREA : 581 SQ.M
PUBLIC PURPOSE PLOTS (I & II) : 579 SQ.M
REGULAR PLOTS (1 TO 28) : 28 NOS
E.W.S.PLOTS (29 TO 38) (590 SQ.M) : 10 NOS
TOTAL NO.OF PLOTS : 38 NOS

NOTE:

1. SPLAY - 1.5M x 1.5M, 3.0M X 3.0M
2. MEASUREMENTS ARE INDICATED EXCLUDING SPLAY DIMENSIONS
3.

	ROAD AREA	WERE ALREADY HANDED OVER TO THE LOCAL BODY
	PARK AREA	VIDE GIFT DEED DOCUMENT NO. 722/2016.DATE :22.2.2016

CONDITIONS :

(I)DR RULE NO : 29 (8)

THE AREA EARMARKED FOR PUBLIC PURPOSE PLOTS I & II (VIZ . POST AND TELEGRAPH OFFICE, POLICE STATION ETC.) WOULD REMAIN RESERVED FOR A SPECIFIC PERIOD OF ONE YEAR FROM THE DATE OF APPROVAL TO ENABLE THE GOVERNMENT DEPARTMENT CONCERNED TO NEGOTIATE WITH THE OWNER AND ACQUIRE THE RESERVED LAND IF REQUIRED FOR THEM. THE COST OF THE PLOT SHOULD NOT BE MORE THAN GUIDELINE VALUE. IF THE PROMOTER ADDS PROPORTIONATE DEVELOPMENT COST ON THE PRICE OF THE PUBLIC PURPOSE PLOT, THE SAME SHOULD BE APPROVED BY CMDA.







(II)DR RULE NO : 29 (9)

THE OWNER OR DEVELOPER OR PROMOTER SHALL SELL THE EWS PLOTS ONLY FOR EWS PURPOSE. NO CONVERSION OR AMALGAMATION SHALL BE PERMISSIBLE IN THE CASE OF EWS PLOTS.

(III)DR RULE NO : 29 (11)

THE COST OF LAYING IMPROVEMENTS TO THE SYSTEMS INRESPECT OF ROAD, WATER SUPPLY, SEWERAGE, DRAINAGE OR ELECTRIC POWER SUPPLY THAT MAY BE REQUIRED AS ASSESSED BY THE COMPETENT AUTHORITY SHALL BE BORNE BY THE APPLICANT.

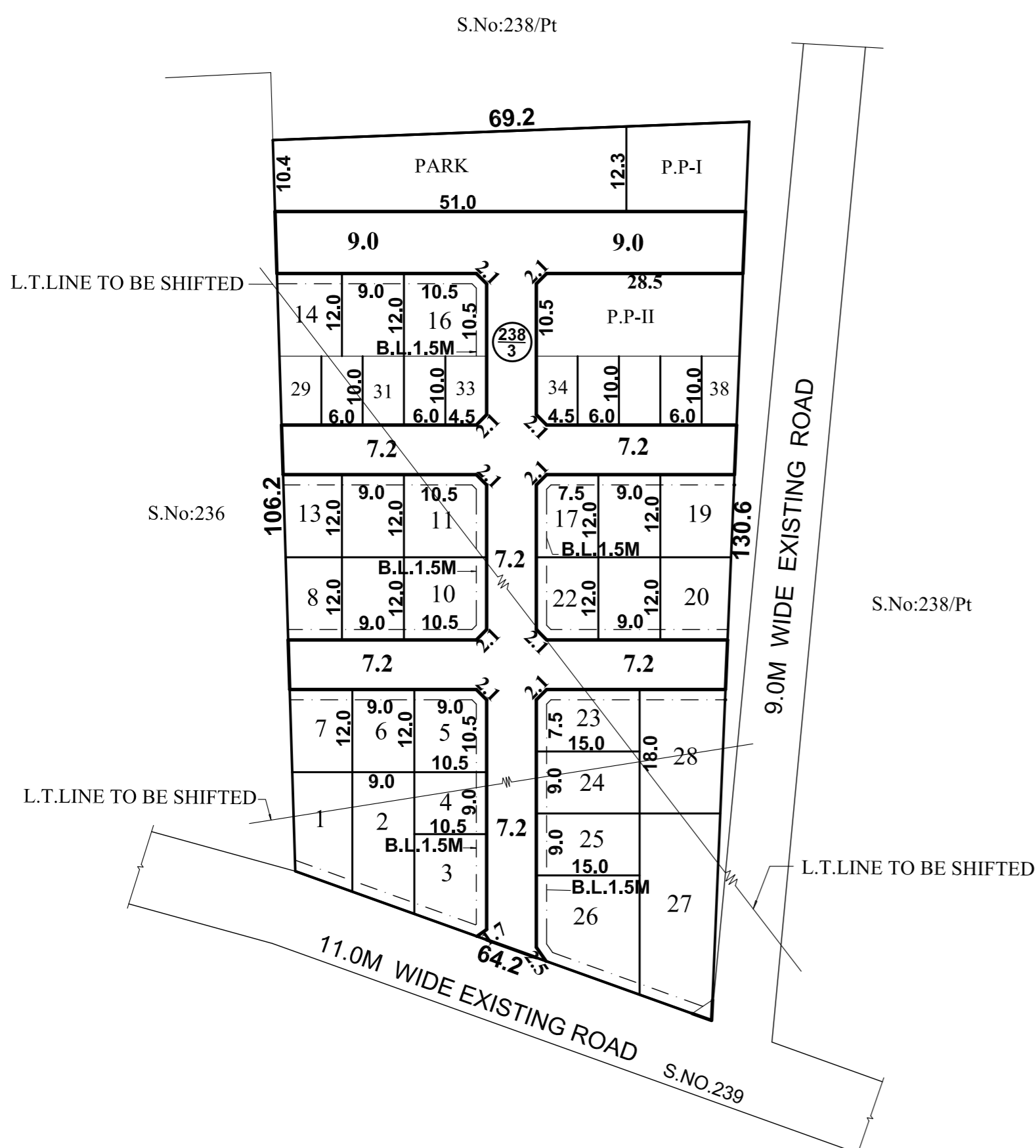
LEGEND :

-  SITE BOUNDARY
-  ROADS GIFTED TO LOCAL BOBY
-  EXISTING ROAD
-  PARK GIFTED TO LOCAL BODY
-  PUBLIC PURPOSE
-  E.W.S.

CONDITION:-
 THE LAYOUT APPROVAL IS VALID SUBJECT TO OBTAINING SANCTION FROM THE LOCAL BODY CONCERNED

P.P.D NO 13
 L.O 2016
APPROVED
 VIDE LETTER NO : L1/ 16707 / 2014
 DATED : 22 / 3 / 2016

OFFICE COPY
 FOR MEMBER SECRETARY
 CHENNAI METROPOLITAN
 DEVELOPMENT AUTHORITY



POONAMALLEE PANCHAYAT UNION

LAY OUT OF HOUSE SITES IN S.NO: 238/3 OF SORANCHERI (AYALCHERI) VILLAGE.

SCALE - 1:800 (ALL MEASUREMENTS ARE IN METRE)